


## How to access a full E-learning for Healthcare (e-LfH) account through NHS OpenAthens – For Public Health staff working outside of the NHS

Up to recently it has only been possible for staff with an NHS email address to access the full range of content on the e-learning for healthcare website. Some provision was in place to access open access e-learning but this did not permit users to track and evidence completion through the e-LfH learning management system.


We are pleased to inform Public Health colleagues that this has changed with the introduction of a new single sign function now available through OpenAthens. By creating an OpenAthens account you will be able to access the full range of online learning provision on the e-learning for healthcare website. OpenAthens accounts are available to all staff that work in Public Health.

**Step 1** Go to the e-LfH website by typing [portal.e-lfh.org.uk](http://portal.e-lfh.org.uk) into your browser.

**Step 2** If you already have an OpenAthens account, please select the 'Sign on with NHS OpenAthens'. *If you don't have an NHS OpenAthens account, please go to straight to Step 4*



**Step 3** Select 'NHS England'.



If this is the first time you have used your OpenAthens credentials to access the e-LfH Hub, then you will see the following screen on the page overleaf:

**Linking your e-LfH account**

Do you already have an eLfh account?

We can link your OpenAthens account to an existing e-LfH account in order to maintain a single learning record on the Hub.

Username

Password

**Find your account**

I don't have an e-LfH account.

**Proceed to next step**

[Forgotten username or password.](#)      I have other concerns and want to [contact support](#)

*If you have an existing e-LfH Hub account then you should enter the username and password for that account and we can link your existing account to your OpenAthens account and you will be able to gain access to your previous learning records.*


**Step 4** If you don't have an OpenAthens Account, please select the option in the right hand box to **'Register'** for an account.

The screenshot shows the e-LfH portal homepage. The browser address bar shows <http://portal.e-lfh.org.uk/>. The page features a blue header with the e-LfH logo, a search bar, and the NHS Health Education England logo. Below the header, there are three main sections:

- Left Section:** A login form with fields for Username and Password (marked as case sensitive). It includes a "Remember me?" checkbox, a "Log in" button, and a link for "Forgotten username or password?".
- Middle Section:** An "OpenAthens" section with the text: "An OpenAthens account allows you to access a range of quality information online. If you have an OpenAthens account and wish to access e-LfH please click or tap the button." Below this is a "Sign On with OpenAthens" button.
- Right Section:** A "Contributing to the revolution in healthcare training in the UK" section. It contains text about e-learning programmes and a "Register" button. A red arrow points to this "Register" button.

At the bottom of the page, there is a "System Requirements" section with a gear icon and text: "To ensure your device is correctly set up to display and record your e-Learning activity, please check your device using our checking tool." The Windows taskbar at the bottom shows various application icons and the system clock indicating 10:36 on 02/09/2016.

**Step 5** Now select the radio button for **'I am eligible for an OpenAthens Account'** and click the purple **'NHS England'** button in the right hand box as this will take you into the OpenAthens registration page.



**Step 6** Enter the OpenAthens registration details required. Registration can be completed instantly however if the system does not recognise your email address or the location of where you are registering from, you will not automatically be eligible to access online resources. An OpenAthens administrator will assess your details and decide whether you meet the eligibility criteria. You should if possible:

- Enter a work email address
- Register from your place of work

**Step 7** When you have been emailed your NHS OpenAthens account details you will be able to sign in direct by completing **Steps 1-3** as detailed above.