

Your logo here

# Public Health Intelligence in Northern England (PHINE)

Barbara Coyle  
LKIS PHE Y&H  
Louise Brewins  
Sheffield City Council

# Session outline

- Who we are and our purpose
- Challenges
- How we are adding value to the LAs
- Examples of some of the projects we work on
- How we add value to the wider system
- How you can benefit

# Who are we?

- PHINE is a Community of Improvement for those with an interest in knowledge and intelligence.
- Membership is targeted at all local authority analysts in public health.
- It is managed by PHE and Julia Weldon is the lead DsPH
- There is an oversight group which consists of one senior analyst from each LA and PHE

# Purpose


- Provide a forum for national and local information exchange and networking
- Share and disseminate knowledge, information, methods, skills and experience
- Share work programmes to identify potential areas for joint work between PHE and LA public health teams in order to maximise efficiency and reduce duplication
- Share local work, including work in development, to maximise learning across teams
- Identify common training needs and contribute to continuing professional development in data and intelligence

# Challenges

- Dwindling public health intelligence specialism within LAs
- Dwindling resources and budgets to attend meetings

# How we work

- Meet
- Connect via Knowledge Hub



## PHINE Network Yorkshire and the Humber 79 members Leave the group

**Started:** Jun 2016  
**Lead organisation:** Public Health England (PHE)  
**Facilitators:** [Charlotte Wood](#), [Emma Baxter](#), [Ceri Wyborn](#), [Verity Bellamy](#), [scott anderson](#), [Helene Brechin](#), [Jane Bannister](#)

The Public Health Intelligence Northern England (PHINE) Network Yorkshire and the Humber group provides an online forum for people in local authorities in Y&H with an interest in public health intelligence to:

- receive alerts of new PHE tools and other outputs
- sign-up to quarterly network events
- upload a range of resources and information
- share ideas and best practice
- enable discussion threads on a range of topics

[☆ Remove from favourites](#)

Activity [Forum](#) [Library](#) [Blogs](#) [Events](#) [Wiki](#) [Ideas](#) [Members](#)

Search this group

31 Jan 2017



[Verity Bellamy](#) wrote a new forum post, [Inequalities briefings](#).

Hi all, At our last PHINE tools event before Christmas I demonstrated the inequalities packs that have been produced by the South East. These briefings aim to demonstrate inequalities in important hi...

15:26



[Verity Bellamy](#) uploaded a new document, [NE Lincs inequalities briefing](#).

The purpose of these briefings are to demonstrate inequalities in important high-burden diseases – defined either because they are high-burden as measured by the GBD, or because they are strongly asso...

15:20 | [View document](#)




[Verity Bellamy](#) uploaded a new document, [Inequalitiesbriefing\\_Craven.pptx](#).

The purpose of these briefings are to demonstrate inequalities in important high-burden diseases – defined either because they are high-burden as measured by the GBD, or because they are strongly asso...

15:15 | [View document](#)

What's happening?



Characters Left : 250

[Share](#)



[Charlotte Wood](#) New updates, information and resources and training opportunities are added to the Y&H PHINE Network forum and library on a daily basis.

# Typical Agenda

## Yorkshire and the Humber PHINE Network Event

**Date** 14 December 2016  
**Time** 09:00am-15:00pm  
**Venue** Hudson Room, West Offices, Station Rise, York, YO1 6GA

### Yorkshire and the Humber PHINE Network Event – Typical Agenda

Date	Time	Venue	Activity	Speakers
09:00am - 09:30am	09:00am - 09:30am	Registration	Registration, coffee and networking	
09:30am - 09:35am	09:30am	Welcome	Welcome	(Charlotte Wood)
09:35am - 10:00am	09:35am - 10:00am	PHE update	PHE update	(Barbara Coyle)
10:00am - 10:55am	10:00am - 10:55am	Evaluation, part 1	Evaluation, part 1	(Chris Bentley)
10:55am - 11:10am	10:55am - 11:10am	Coffee and networking	Coffee and networking	(NHS Digital TBC)
11:10am - 12:55pm	11:10am - 12:55pm	Evaluation, part 2	Evaluation, part 2	(Kevin Watson, PHE)
12:55-13:00pm	12:55-13:00pm	Recap	Recap	
13:00pm	13:00pm	Close	Close	
	1:15pm - 3pm		Tools demonstration and feedback session (all)	

On average, 97% of participants evaluate each session as useful or very useful

#### Table 1 – Local health

#### Table 2 – Supporting JSNA

- API
- National Asset Profiles
- Mental Health JSNA

#### Table 3 – Public Health Profiles

- New profiles
- Fingertips functionality

#### Table 4 – Inequalities and GBD

# How we add value to local authorities



**PH Analyst Network provides excellent CPD**



**Helps to fill capacity/skills gaps**



**Showcase individual good practice**



# How we add value to local authorities



**Skills and knowledge training is free and high quality**



**Data access and IG work in LAs is a problem shared**



**Workforce development**

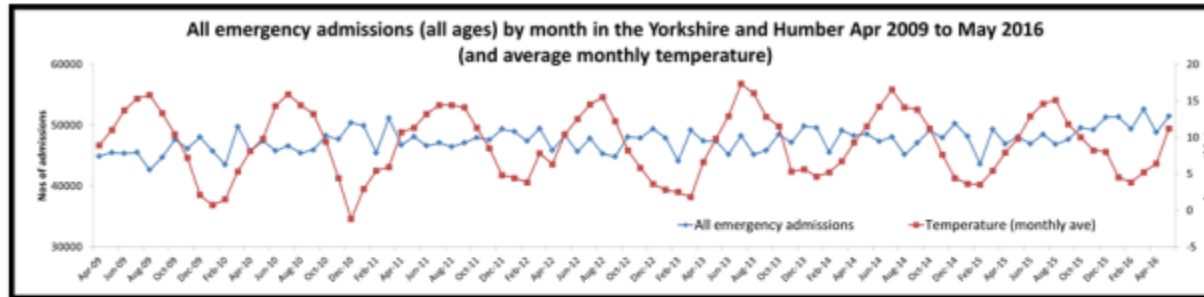


**Knowledge Hub isn't just for Christmas**

# Examples of PHINE projects

- Routine analysis of HES including a localised view of: alcohol, self harm, children's injuries and excess winter admissions.

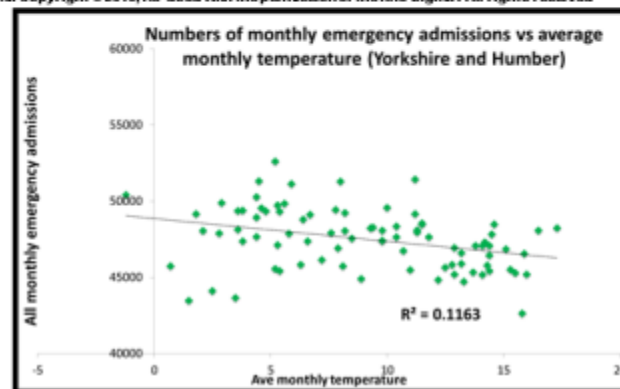
## Emergency admissions trend – all ages and average monthly temperature (Yorkshire and Humber)



Produced by Public Health England. Source: Hospital Episode Statistics (HES), NHS Digital Copyright © 2016, Re-used with the permission of the NHS Digital. All rights reserved

There were 571k emergency admissions in 2014/15 (Aug-Jul) in Yorkshire and the Humber

Emergency admissions fluctuate month on month and year by year but tend to peak in December and March. There were 51,290 admissions in December 2015 and 52,608 admissions in March 2016, the highest number of monthly admissions since winter 2010/11. There is a weak relationship between numbers of admissions and monthly temperature.

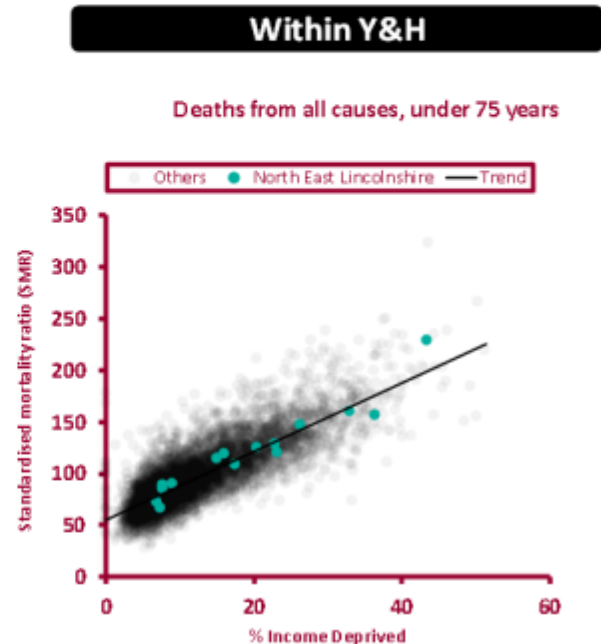
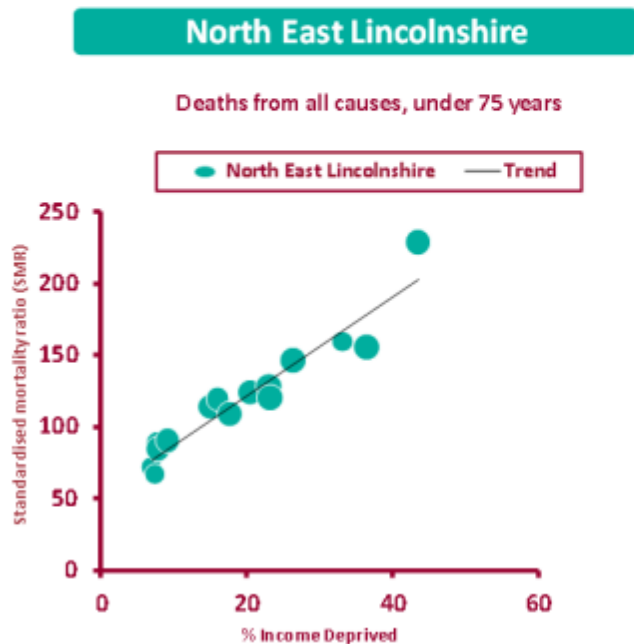


# Examples of PHINE projects

- Routine analysis of HES including a localised view of: alcohol, self harm, children's injuries and excess winter admissions.
- Data intelligence packs: LA inequalities packs

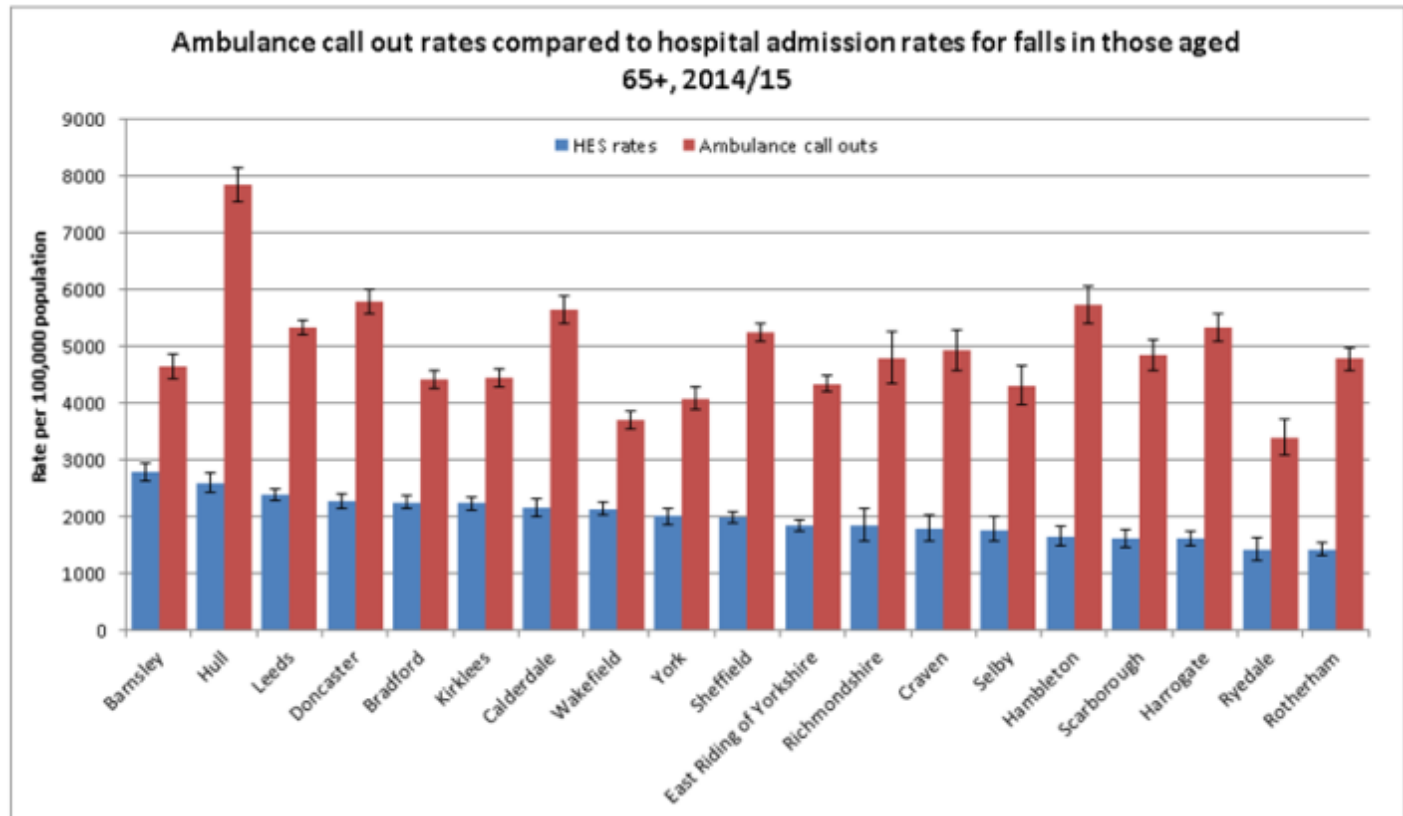
## Premature mortality for North East Lincolnshire wards by % income deprivation

### Deaths from all causes, under 75 years









# Examples of PHINE projects

- Routine analysis of HES including a localised view of: alcohol, self harm, children's injuries and excess winter admissions.
- Data intelligence packs: LA inequalities packs
- Exploring new data sources: using Yorkshire Ambulance data to understand falls



# How we add value to the wider system

- Via PHINE we have a chance to influence the design and content of new and existing products

Request to Fingertips team	Implemented
Add trend data	
More inequalities analysis	
More frequent updates shared across tools	
Different options for benchmarking	
Open API	
More data in Local Health	
Better integration of tools	Coming soon

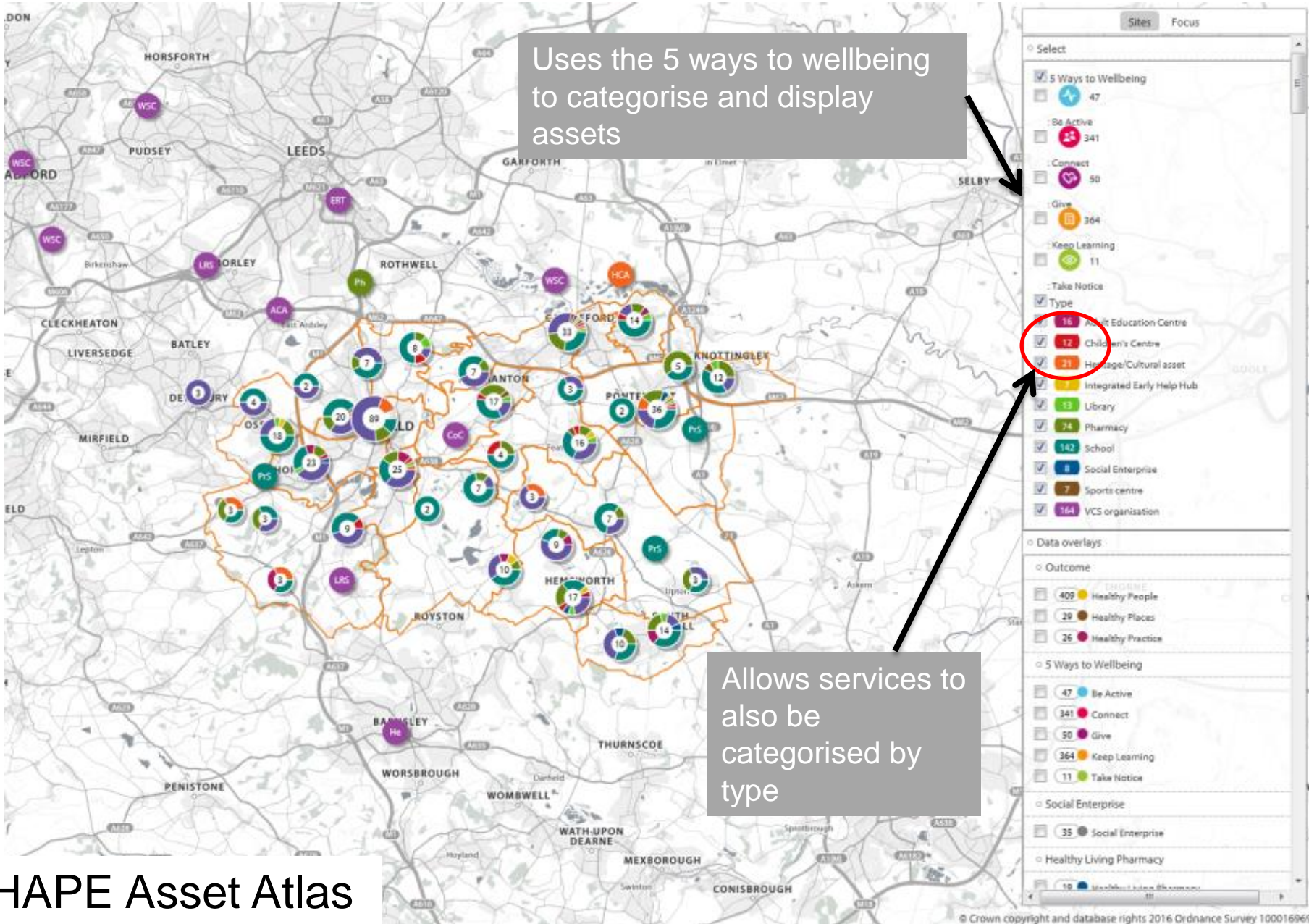
- Ongoing negotiations with NHS Digital on data access for LAs
- Trial and pilot innovative approaches to intelligence at a local level...

# Digital mapping of assets

From this...

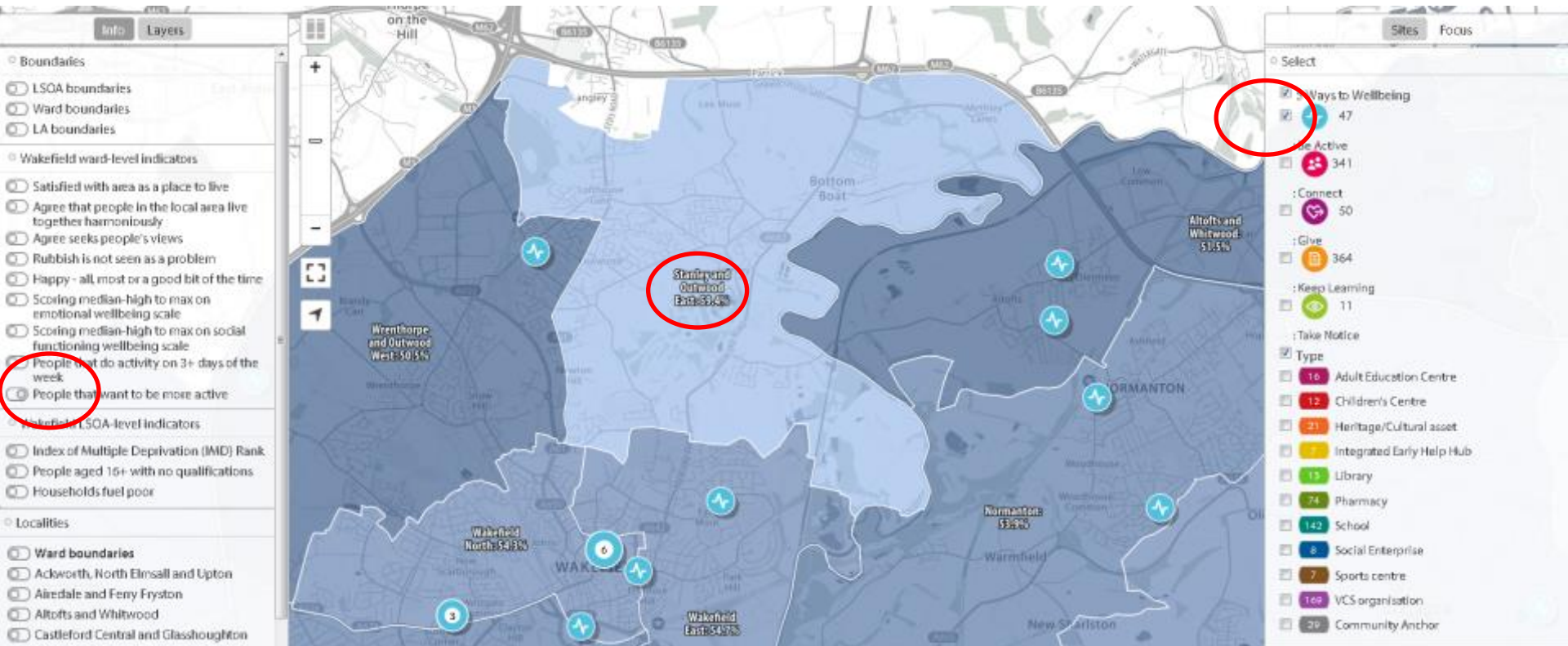
Birmingham Network														
Area	Address	Postcode	Phone	Email	Website	Area	Area	Area	Area	Area	Area	Area	Area	Area
Wifa Caribbean Women	228 Dudley	B12 4AB	0121 493 438	info@wifa.com	www.wifa.com	Ladbroke	Soho	90	Y	connect	local community & neighbo	Black		A community centre for the African/Caribbean women in the project of two charities, our
WifaWife	228 Mary St	B12 9AB	0121 440 528	wifawife@the	www.wifawife.co.uk	Hall Green	Sparkbrook	101	N	connect	local community & neighbo	Women		WifeWife is the project of two charities, our
Asian Community Adv	407 Green L	B9 5RN	0121 761 2407			Yardley	Bordesley Green	90	Y	connect	local community & neighbo	South Asian		Legal advice, assistance and advocacy ser
Asian Fire Station	Stratford St	B6 4ED	0121 580 7512	Robert Hootley	Ladbroke	Asian	Asian	90	Y	take notice	local community & neighbo			Fire Station
Bangladesh Multigroup	136 - 140 Wn	B6 5RN	0121 528 8938			Ladbroke	Asian	90	Y	connect	local community & neighbo	South Asian		Centre for the local Bangladeshi communit
Scholarly Fire Station	Brook Lane	B12 9DN		Heena Mirza	Hall Green	Scholarly	Scholarly	101	Y	connect	local community & neighbo			Fire Station
Birmingham Asian Res	121 Marston	B26 2DQ	0121 521 888	band@asian	http://www.asiancommunity	Perry Bar	Lodge and East	101	Y	connect	local community & neighbo	South Asian		Fire Station
Bournebrook Fire Station	Bournebrook	B6 7JG		Lee Baker	0121 580 7512			101	Y	take notice	local community & neighbo			
Chinese Community St	10 Law Pass	B12 9AG	0121 488 862	community@	www.chinesebirmingham.org.uk			101		connect	local community & neighbo			The Chinese Community Centre in Birmingh
Edlington Fire Station	Edlingeside	B24 9AB		Andy Burnham	1 Edlington	Edlington	Edlington	101	Y	connect	local community & neighbo			Fire Station
Handsworth Fire Station	Beakley Rd	B12 9DQ		Dave James	0121 Perry Bar	Lodge and East	101	Y	connect	local community & neighbo				Fire Station
Hay Mills Fire Station														
Highgate Fire Station														
Jarvis Foundation	126 128 Sbs	B12 9LJ	0121 447 206	birmingham	http://Jarvis.org.uk/	Hall Green	Sparkbrook	101	Y	connect	social issues	Mental Health		We work with people who experience sign
King Norton Fire Station	Perthway St	B39 5DN		Sam Davis	0121 Northfield	King Norton	King Norton	101	Y	connect	local community & neighbo			Fire Station
Ladbroke Fire Station														
Mosley Community C	Four Office	B12 6AP	0121 449 4980	mosley	Matt Coleman@	Hall Green	Mosley and King	101	Y	connect	local community & neighbo			The aim of Mosley Community Developme
Norman Ingham Day Ce	Mathews C	B7 6JZ	0121 489 4386		www.bomb@nku.co.uk									
Northfield Fire Station	South Road	B15 2JH		Chris Wood	0121 Northfield	Northfield	N	Y	take notice	local community & neighbo				Fire Station
Perry Bar Fire Station	Perry Bar	B6 9AA		Jon Simons	0 Perry Bar	Perry Bar	N	Y	take notice	local community & neighbo				Fire Station
Sheldon Fire Station	Sheldon	B6 9JG		Dean Thomas	0 Yardley	Sheldon	N	Y	take notice	local community & neighbo				Fire Station
Tatton Colliery Fire S	Tatton Colliery	B74 2DF		Jon Simons	0 Tatton Colliery	Sheldon	N	Y	take notice	local community & neighbo				Fire Station
St Paul's Centre	405B Barby	B9 5JY	0121 484 223	centre@stps	www.stps.org.uk	Yardley	Bordesley Green	N	Y	connect	Spirituality & religion			Discovery Resource and Learning Centre in
Tamilwase Community	22 Hwa Cliff	B15 3JH	0121 584 8802					90		connect	local community & neighbo	South Asian		
Woodland Green Day C	Grady Road	B15 7JH	121757980	woodlandgreen@	birmingham.gov.uk	Edlington	Woodland Green	N	Y	connect	local community & neighbo			Opening Hours: Mon - Fri 10am-12.45pm, Sat
Wifa Caribbean Women	228 Dudley	B12 4AB	0121 493 438	info@wifa.com	www.wifa.com	Ladbroke	Soho	90	Y	connect	local community & neighbo	Black		A community centre for the African/Caribbean
WifaWife	228 Mary St	B12 9AB	0121 440 528	wifawife@the	www.wifawife.co.uk	Hall Green	Sparkbrook	101	N	connect	local community & neighbo	Women		WifeWife is the project of two charities, our
Asian Community Adv	407 Green L	B9 5RN	0121 761 2407			Yardley	Bordesley Green	90	Y	connect	local community & neighbo	South Asian		Legal advice, assistance and advocacy ser
Asian Fire Station	Stratford St	B6 4ED	0121 580 7512	Robert Hootley	Ladbroke	Asian	Asian	90	Y	take notice	local community & neighbo			Fire Station
Bangladesh Multigroup	136 - 140 Wn	B6 5RN	0121 528 8938			Ladbroke	Asian	90	Y	connect	local community & neighbo	South Asian		Centre for the local Bangladeshi communit
Scholarly Fire Station	Brook Lane	B12 9DN		Heena Mirza	Hall Green	Scholarly	Scholarly	101	Y	connect	local community & neighbo			Fire Station
Birmingham Asian Res	121 Marston	B26 2DQ	0121 521 888	band@asian	http://www.asiancommunity	Perry Bar	Lodge and East	101	Y	connect	local community & neighbo	South Asian		Fire Station
Bournebrook Fire Station	Bournebrook	B6 7JG		Lee Baker	0121 580 7512			101	Y	take notice	local community & neighbo			
Chinese Community St	10 Law Pass	B12 9AG	0121 488 862	community@	www.chinesebirmingham.org.uk			101		connect	local community & neighbo			The Chinese Community Centre in Birmingh
Edlington Fire Station	Edlingeside	B24 9AB		Andy Burnham	1 Edlington	Edlington	Edlington	101	Y	connect	local community & neighbo			Fire Station
Handsworth Fire Station	Beakley Rd	B12 9DQ		Dave James	0121 Perry Bar	Lodge and East	101	Y	connect	local community & neighbo				Fire Station
Hay Mills Fire Station														
Highgate Fire Station														
Jarvis Foundation	126 128 Sbs	B12 9LJ	0121 447 206	birmingham	http://Jarvis.org.uk/	Hall Green	Sparkbrook	101	Y	connect	social issues	Mental Health		We work with people who experience sign
King Norton Fire Station	Perthway St	B39 5DN		Sam Davis	0121 Northfield	King Norton	King Norton	101	Y	connect	local community & neighbo			Fire Station
Ladbroke Fire Station														
Mosley Community C	Four Office	B12 6AP	0121 449 4980	mosley	Matt Coleman@	Hall Green	Mosley and King	101	Y	connect	local community & neighbo			The aim of Mosley Community Developme
Norman Ingham Day Ce	Mathews C	B7 6JZ	0121 489 4386		www.bomb@nku.co.uk									
Northfield Fire Station	South Road	B15 2JH		Chris Wood	0121 Northfield	Northfield	N	Y	take notice	local community & neighbo				Fire Station
Perry Bar Fire Station	Perry Bar	B6 9AA		Jon Simons	0 Perry Bar	Perry Bar	N	Y	take notice	local community & neighbo				Fire Station
Sheldon Fire Station	Sheldon	B6 9JG		Dean Thomas	0 Yardley	Sheldon	N	Y	take notice	local community & neighbo				Fire Station

...to this



SHAPE Asset Atlas

# SHAPE Asset Atlas



Indicators can be mapped alongside the physical assets to look at needs/demands against services

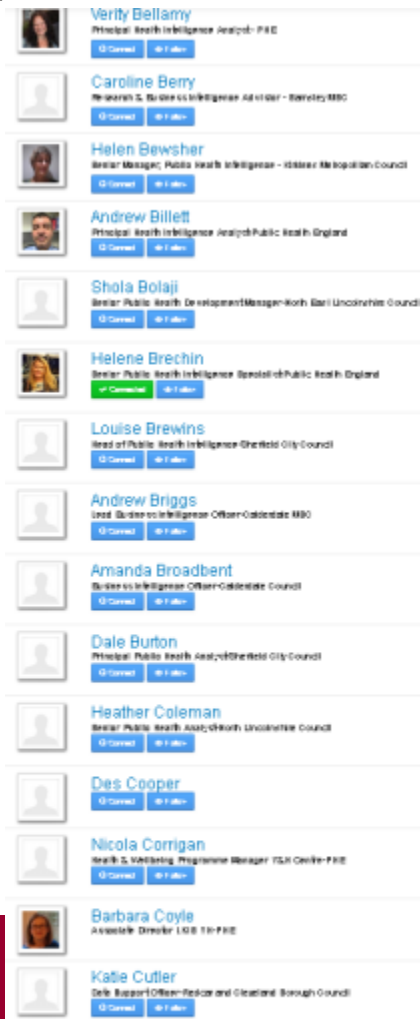
In this slide, 60% of residents in the ward highlighted wanted to be more active. The map shows the location of sites that were classified as supporting 'Being Active'



# How you can benefit

**JOIN US!**

[https://khub.net/group  
/phine-network-yh](https://khub.net/group/phine-network-yh)



**K&I INPUT**

Invite K&I along to your COI for hands on practical demonstration of available data, tools and resources.

Sign up to attend our 'From data to decisions' training event

For further info contact  
[Scott.Anderson@phe.gov.uk](mailto:Scott.Anderson@phe.gov.uk)