



# Support to Care Homes





# The Wellbeing Service

Addressing the health inequalities experienced by people with a Learning Disability and/or Severe Mental Illness





## Local LeDeR requests

- LD awareness training to care home staff
- Support to increase uptake of LD annual health check
- Tools and resources to support communication and reduce health inequalities



# ECHO Network care home training

- Learning disability awareness virtual training platform for care home staff across Hull and East Riding
- Delivered 6 different sessions and invited guest speakers from various health professions.
- Over 20 care homes signed up, an average of 30 participants attended each week across the 6 weeks.
- Interactive sessions, case studies shared between care homes



[echo@dovehouse.org.uk](mailto:echo@dovehouse.org.uk)



# Training topics

**Session 1 – Learning disability awareness & health inequalities**

**Session 2 – Annual Health Checks, including access to healthcare**

**Session 3 – Introduction to LeDeR and Constipation management**

**Session 4 – Accessible Information Standard & Communication**

**Session 5 – Diagnostic Overshadowing and Soft Signs**

**Session 6- An Introduction to Epilepsy management**









## Future plans for ECHO



- Received great feedback from participants and guest speakers
- Lot of interest from care homes for the training to be repeated
- Started a re-run of the training 11<sup>th</sup> May, currently delivering week 2
- 34 people registered
- Added a new session to the programme on cancer screening due to current local priorities
- Discussed new programmes for the future to include mental health sessions supporting staff and care home residents



# Guide to Learning Disability Annual Health Checks

## Learning Disability Annual Health Check Guide


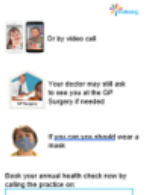
GP Practices have a register for patients with a Learning Disability (from birth onwards). Patients who are on the register aged 14 years of age and over will be invited by their GP Practice, every year to attend an Annual Health Check. The Annual Health Check is key to supporting the needs of patients and avoiding preventable deaths.

<https://www.chcpic.org.uk/chcp-services/wellbeing-service/pages/annual-health-checks>

NHS England and CCGs have set a target of 75% of people on the Learning Disability register, aged 14 years of age and over, to access their Annual Health Check. For every completed Annual Health Check, a GP Practice receives a payment of £140. This enables practices to provide both sufficient time, and reasonable adjustments, ensuring a quality Annual Health Check is achieved.

**Before the appointment**

- When the Annual Health Check is due the GP Practice will call the patient, or send out an Easy Read invite letter (along with a Health Check booklet). The letter will include the different options for how the Annual Health Check can be attended. Discuss the content of the letter with the patient.

- If a Health Check Booklet was not received, you can download and complete The Get Checked Booklet.

<https://www.learningdisabilityservice-leeds.nhs.uk/get-checked-out/resources/gps-and-practice-staff/>

- Are there any issues that may prevent the patient from attending the appointment? For example, fears and phobias? Discuss these with the GP Practice directly. For example, a fear of being in a waiting room, may be managed by asking for a text to be sent to the patient / carer just before the appointment time, so they can wait outside to reduce anxiety.

1 of 7
Wellbeing Service -Primary Liaison Team, Highlands Health Centre, Lothian Way, Hull, HU7 5DD Tel: (01482) 335642

# Covid Resources

Important questions

Hand Hygiene

COVID-19 self isolation

12 Ways to STOP you feeling lonely

"No School, No Friends, No Visitors!"  
Said the men on the telly. They were the Ministers.

Stay in touch with friends


















**WidgitHealth Patient Communication Sheet** Turn over

Can you point to the pain? For how long? Have you had this pain before?

What is the pain frequency?

What type of pain?

yes no good bad repeat

pins and needles numb dull / throb sharp crushing heavy

**WidgitHealth Patient Communication Sheet** Turn over

Time

10 mins 20 mins 30 mins 1 hour 2 hours

Requests


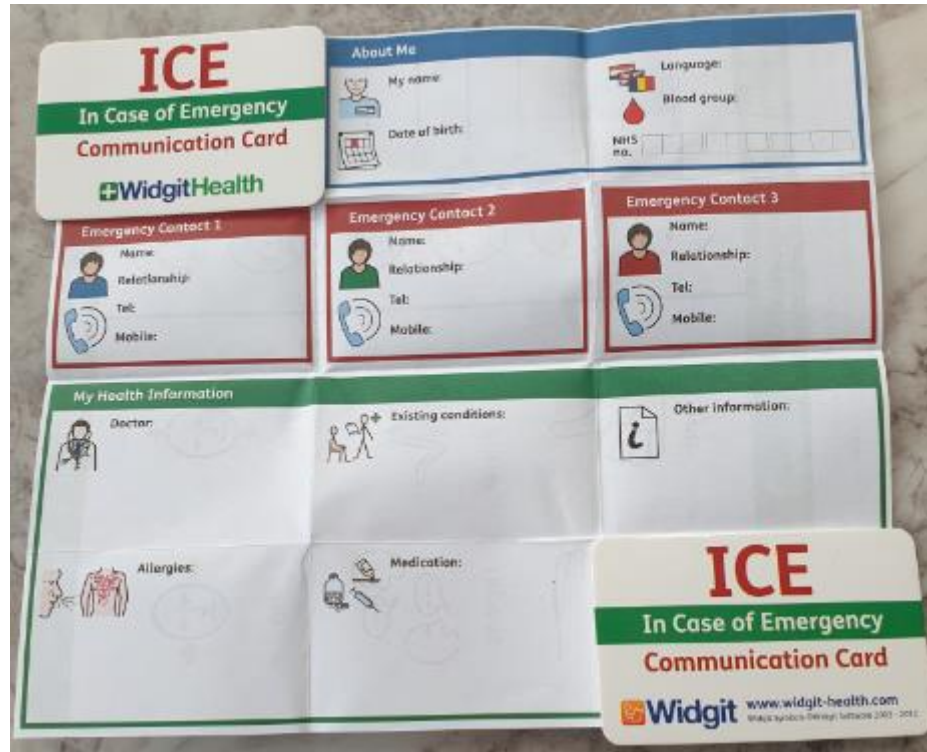
painkiller hungry thirsty toilet uncomfortable visitor times sleep TV on / off radio on / off magazine / book

Symptoms


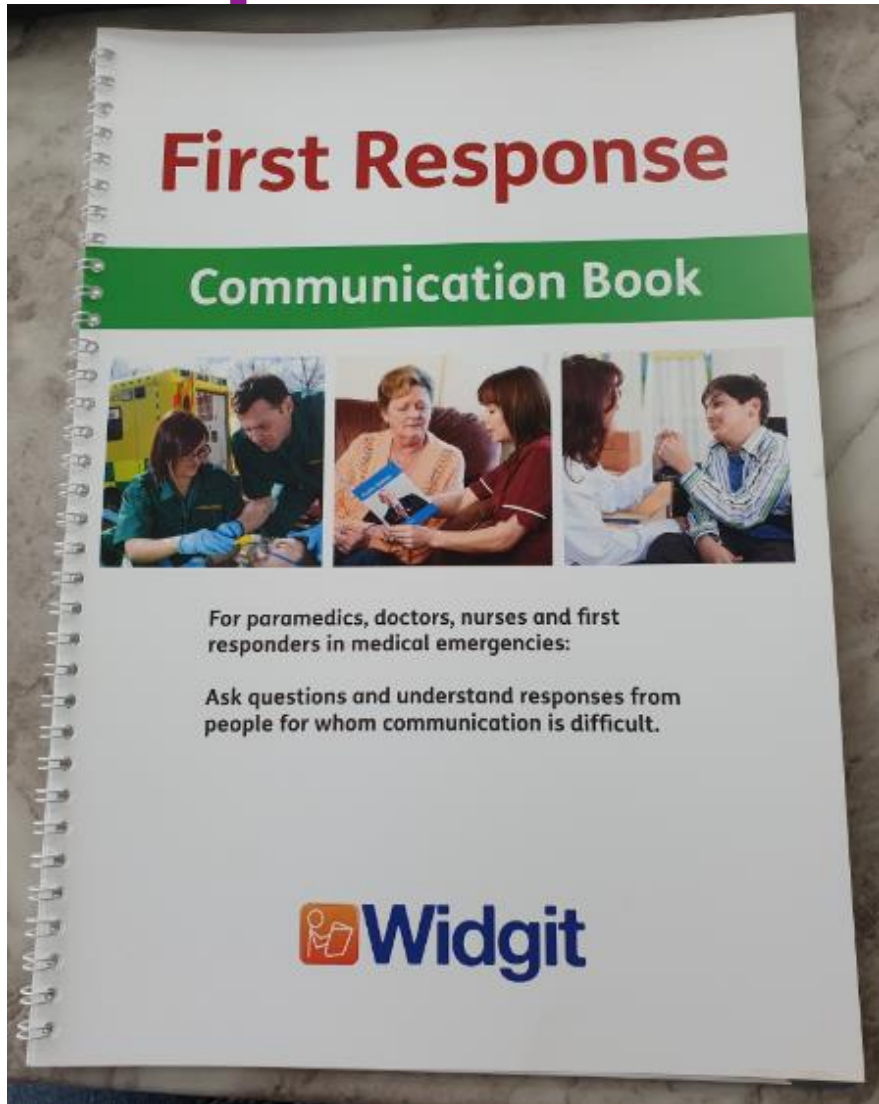
difficulty breathing difficulty seeing hot difficulty swallowing difficulty hearing cold body pain headache depressed sick dizzy / faint confused

yes no good bad repeat

Widgit Symbols © Widgit Software 2002 - 2019 www.widgit-health.com







# Lanyards or keyrings





Thank you for listening  
Any questions?

